

The RUBI logo is centered in a black diamond shape. It consists of the word "RUBI" in a bold, white, sans-serif font. Above the text is a red diamond shape, and the entire logo is set against a background of white and grey diamond patterns.

**Catalogue**  
CLEANING,  
PROTECTION &  
MAINTENANCE  
PRODUCTS

[www.rubitools.ir](http://www.rubitools.ir)



**Germans Boada S.A. – RUBI**, founded in 1951 and operating in over 120 countries, is the world leader in tools and equipment for the placement and maintenance of ceramics. Since its creation, in order to meet the needs of the installers worldwide, RUBI are constantly researching to develop innovative and effective products with all ceramic and stone products available in the market.

The end-user support and confidence are also key factors and for this reason, RUBI has several forms of direct help (telephone helpline, email and social media networks) and a free APP available for tablets and mobile devices, by which both users and distributors, can solve any issues or queries about application or prescription.




The RUBI range of cleaning, protection and maintenance of ceramics responds to the needs of industry placement. This range ensures a high level of service to both the sector and the end user with a new strategy combining various differentials of RUBI.

In addition, as part of its strategy, RUBI continuously researches according to the evolution of materials based on the requirements received from ceramic manufacturers worldwide, about 30,000 of RUBI distributors and over 40,000 end users registered with the RUBI Club. Real knowledge of the needs of industry and users involved in various phases of the design process is a differential element of RUBI and a guarantee of success.

The group offers a high service capacity, with subsidiaries and branches in Europe, America, Africa and Asia, add a high level of support and technical assistance to the distribution sector by highly qualified and trained sales teams and multiple elements of training, communication and boosting sales.

Thanks to this, the RUBI range of cleaning, protection and maintenance of ceramics is unique in the market because it offers a comprehensive solution to the user, to have products for all stages of process (cleaning, protection and finishing) in addition to the accessories for its proper application, such as floats, sponges, buckets, cleaning and polishing tools.





**CLEANING PRODUCTS** \_\_\_\_\_ 06

**PROTECTION PRODUCTS** \_\_\_\_\_ 28

**WAXING PRODUCTS** \_\_\_\_\_ 34

**OTHER CLEANING PRODUCTS** \_\_\_\_\_ 40



**PRODUCTS AND ACCESSORIES FOR CLEANING AND LAYING TILES** \_\_\_\_\_ 52



**ELECTRIC GROUT CLEANER** \_\_\_\_\_ 63



**CLEANING AND POLISHING MACHINE** \_\_\_\_\_ 65



DISPONIBLE  
**APP**  
GUÍA DEL  
USUARIO



www.rubi.com



✓ GRAN PODER  
DESINCORSTANTE

✓ ACCIÓN RÁPIDA

**10  
RC**



✓ GRAN PODER  
DESINCORSTANTE

✓ NO DAÑA  
ACABADOS  
METÁLICOS

✓ BASE ORGÁNICA

OUTRACATEGORÍAS SUPERPOTENTES METALICOS

PROFESIONAL CLEANING

**11  
RC**

# CLEANING, PROTECTION AND MAINTENANCE OF CERAMIC TILES




**RUBI**

**CLEANING PRODUCTS**

**PROTECTION  
PRODUCTS**

**WAXING PRODUCTS**

**OTHER PRODUCTS**



elimina eficazmente  
los restos de cemento  
y mortero adheridos  
al pavimento.

**ACABAMENTOS**  
PROFESSIONAL CLEANING

Porcelain tile

Stoneware

Rustic stoneware

Brick

Backed clay

Tile



**Effectively removes excess cement and mortar from various floor materials**

#### ADVANTAGES:

- Great descaling power.
- Fast Acting.

#### FEATURES:

- Product specially made for cleaning cement, mortar, tile cement and any limestone base substance. It is also suitable for spot cleaning of efflorescence (salt) on brick walls, terraces or baked tiles etc...

RC-10 Cement Remover 1 l.

REF



23911

6

---

RC-10 Cement Remover 5 l.

22950

2

---

RC-10 Cement Remover 25 l.

22960

1

12

## USE:



1. Apply the product on the stain (pure if it is a concrete stain or by mixing one part product with water if it's a efflorescence cleaning ).
2. Leave on for 3-4 minutes (over the stain or cement mortar will observed an effervescence).
3. Scrub well with a brush or sponge.
4. Rinse with plenty of water while continuously rubbing.
5. Dry with cotton cloth. If there are still dirt, it can repeat the process (for large scale will be needed more than one application)

## SPECIFICATIONS:

Strong acid descaler

**Ph:** Between 0 and 1

**Density:** 1,05 Kg/L

**Performance:** About 2 m<sup>2</sup>/L when applied neat, or about 12 m<sup>2</sup>/L if applied diluted with water 1:1

(for cleaning efflorescence).

NOTE: Performances are merely indicative.

## PRECAUTIONS:

- Do not apply on acid sensitive surfaces (marble, terrazzo, hydraulic mosaic and generally any kind of polished natural stone).

- Although the product can be used without problems on most stoneware and tiles, some old ceramics having a poor vitrified. Using the product of these ceramics can damage enamel, it is recommended to make a test to assess results.

- Avoid contact of the product with metal surfaces (aluminum, stainless steel, iron, etc..)

- You can potentially damage the pigments of some colors together.

- Always follow the recommend application times. A longer time of application, can lead to the formation of corrosive vapours.

**ALWAYS CARRY OUT A TEST ON A SMALL HIDDEN AREA BEFORE FULL APPLICATION!**


 Tile


 Stoneware


 Rustic stoneware


 Porcelain tile


 Backed clay


 Brick


Effectively removes excess cement and mortar from various metal surfaces.

#### ADVANTAGES:

- Great descaling power.
- Will not harm metal finishes.
- With organic base.

#### FEATURES:

- Product for spot cleaning cement, mortar, tile cement and any kind of chalky substance based on those materials having metallic elements incorporated. Cleaning places which have metallic elements in the vicinity (shower screens, taps, etc.) It's special formulation is designed to minimize the risk of damage to metals and prevent the formation of corrosive vapours.

	REF		
RC-11 Cement Remover Metal Surfaces 1 l.	23940	6	---
RC-11 Cement Remover Metal Surfaces 5 l.	22951	2	---





## USE:



1. Apply the product directly on the stain of cement mortar or glue.
2. Allow the product to work for around 10 minutes (if you are working directly on a metal the application time should not exceed 5 minutes).
3. Rub vigorously with a brush or sponge.
4. Rinse with plenty of water whilst continuously rubbing.
5. Dry with cotton cloth. Repeat the application if necessary but do not exceed again the application time of 10 minutes (5 minutes if you are working directly on metal).

## SPECIFICATIONS:

Acid descaller

**Ph:** 1

**Density:** 1,066 Kg/L

**Performance:** about 2 m<sup>2</sup> / L

NOTE: Performances are merely indicative.

## PRECAUTIONS:

- Do not use on acid sensitive surfaces (marble, terrazzo, hydraulic mosaic, and generally any kind of polished natural stone).

- Although the product can be used without problems on most stoneware and tiles, some old ceramics having a poor vitrified. Using the product of these ceramics can damage enamel, it is recommended to make a test to assess results.

- Although the product has been formulated to minimize risks when working on metals, it is recommended not to exceed

the application times. Sometimes (for example in the case of aluminum), the alkalinity of the mortar itself may be condemned metals prior to cleaning. Caution should be taken in the case of surface finishes (chrome, galvanized, phosphate, etc.), as they may be affected.

**ALWAYS CARRY OUT A TEST ON A SMALL HIDDEN AREA BEFORE FULL APPLICATION!**

*Tile**Stoneware**Rustic stoneware**Porcelain tile**Backed clay**Brick**Joints*



**Cleans all types of stains and dirt on cement based grouts.**

### ADVANTAGES:

- Maximum efficiency.
- Perfect finish.
- For kitchens and bathrooms.

### FEATURES:

- Product for cleaning dirt from cement based joints (no epoxy), flooring and coatings on porcelain and ceramic tiles etc. It is packaged with a special nozzle providing a more effective application of the product and reducing product waste.


	REF		
RC-12 Grout Cleaner 750 ml.	23919	6	---
RC-12 Grout Cleaner 25 l.	22961	1	12
RC-12 Grout Cleaner 200 l.	22969	1	2

# RC-12 GROUT CLEANER

**RUBI**

## USE:

1. It is recommended to work on small surfaces of 3-4 tiles at a time. Apply directly on the grout joint and leave to work for 2 to 3 minutes.
2. Rub vigorously with a brush.
3. Rinse with plenty of water whilst continuously rubbing.
4. Dry with cotton cloth.
5. Repeat the process if necessary.



## SPECIFICATIONS:

Acid cleaner

**Ph:** 1,5

**Density:** 1,13 Kg/L

**Performance:** Approximately 100 m / L

NOTE: Performances are merely indicative.

**Ingredients:** Aqua, phosphoric acid, c12-15 pareth-9

## PRECAUTIONS:

- Do not use on acid sensitive surfaces (marble, terrazzo, hydraulic mosaic, and generally any kind of polished natural stone).

- Although the product can be used without problems on most stoneware and tiles, some old ceramics having a poor vitrified. Using the product of these ceramics can damage enamel, it is recommended to make a test to assess results. .

- Avoid contact of the product with metal surfaces (aluminum, stainless steel, iron, etc..)

- You can potentially damage the pigments of some colours together.

**ALWAYS CARRY OUT A TEST ON A SMALL HIDDEN AREA BEFORE FULL APPLICATION!**

RUBI

# RC-13 OUTDOOR CLEANER

*Tile*

*Stoneware*

*Rustic stoneware*

*Porcelain tile*

*Backed clay*

*Brick*

*Unpolished natural stone*

*Concrete*



**Cleans and degreases dirt on walls and removes stains caused by pollution**

## ADVANTAGES:

- High power descaler.
- High degreasing power.

## FEATURES:

- Product for outdoor cleaning of unpolished natural stone, brick, concrete, porcelain, etc. It's special formulation allows either a simple manual application or use with a cold water pressure washer application. It is especially effective against pollution and blackening caused by fumes and vapours. Can also be applied as a cleaner for stains etc.

RC-13 Outdoor Cleaner 1 l.

REF



23915

6

---

RC-13 Outdoor Cleaner 5 l.

22952

2

---

RC-13 Outdoor Cleaner 25 l.

22962

1

12

# RC-13 OUTDOOR CLEANER

**RUBI**

## USE:

1. Apply neat on a spot stain or diluted with water in ratios of 1:1 to 1:5 (depending on how dirty) if the cleanup is a frontage.
2. Leave for 5 to 15 minutes
3. Scrub well with a brush
4. Rinse with plenty of water whilst continuously scrubbing
5. Dry with cotton cloth or allow to air dry if you are cleaning a frontage
6. Repeat the process if necessary



### SPECIFICATIONS:

Acid cleaner

**Ph:** 1.2

**Density:** 1,02 Kg/L

**Performance:** Approximately 2m<sup>2</sup>/L if applicable neat (for cleaning specific stains, vomit, etc.), or

12-40 m<sup>2</sup> when applied diluted (dilutions between 1:1 and 1:5) for cleanup of pollution, blackening, etc.

**NOTE:** Performances are merely indicative.

**Ingredients:** Aqua, phosphoric acid, butoxydiglycol, c12-15 pareth-9

### PRECAUTIONS:

- Do not use on acid sensitive surfaces (marble, terrazzo, hydraulic mosaic, and generally any kind of polished natural stone).

- Although the product can be used without problems on most stoneware and tiles, some old ceramics having a poor vitrified. Using the product of these ceramics can damage enamel, it is recommended to make a test to assess results.

- Avoid contact of the product with metal surfaces (aluminum, stainless steel, iron, etc.)

- You can potentially damage the pigments of some colours together.

**ALWAYS CARRY OUT A TEST ON A SMALL HIDDEN AREA BEFORE FULL APPLICATION!**

RUBI

**RC-14 LIMESCALE CLEANER***Tile**Faucets**Toilet**Shower caps*

**Cleans and removes limescale on shower screens, taps and drains.**

**ADVANTAGES:**

- High power descaler.
- Fast Acting.

**FEATURES:**

- Product specifically designed to remove water marks, rust, soap and even the toughest limescale. Ideal for surfaces exposed to water in the bathroom and kitchen. Using regularly, surfaces can be kept clean and shiny.

RC-14 Limescale Cleaner 750 ml.

REF

23944



6




---

# RC-14 LIMESCALE CLEANER

**RUBI**

## USE:



1. Spray the product directly on the affected area. Rub with cloth or sponge and rinse immediately with plenty of water whilst continuously rubbing.

2. Dry with a cotton cloth. Repeat as necessary. For large scale deposits it is recommended to let the product work for 5 minutes more before rinsing.

## SPECIFICATIONS:

Acid cleaner

**Ph:** 1

**Density:** 1,063 Kg/L

**Performance:** approximately 2 m<sup>2</sup>/L

NOTE: Performances are merely indicative.

**Ingredients:** Aqua, phosphoric acid, lauryl hydroxysultaine, citric acid, isopropyl alcohol, methyl alkyl amine quaternary ethoxylate coco methyl chloride, sodium chloride, parfum, colorant

## PRECAUTIONS:

- Do not use on acid sensitive surfaces (marble, terrazzo, hydraulic mosaic, and generally any kind of polished natural stone).

Although the product can be used without problems on most stoneware and tiles, some old ceramics having a poor vitrified. Using the product of these ceramics can damage enamel, it is recommended to make a test to assess results.

- Avoid contact of this product with metal surfaces (aluminum, brass, gold, silver and copper)

- Do not apply on old enameled or coloured bathtubs (some nails do not resist acids)

- Do not apply on damaged or hot surfaces

- Do not apply on electrical appliances (i.e. water heaters). Do not apply to plastic utensils, wood and coated surfaces of melanin, lacquers, paints and varnishes.

**ALWAYS CARRY OUT A TEST ON A SMALL HIDDEN AREA BEFORE FULL APPLICATION!**

**RUBI****RC-20 GENERAL PURPOSE CLEANER & DEGREASER**

Tile

Stoneware

Rustic stoneware

Porcelain tile

Backed clay

Brick

Slate



**Effectively cleans oil/fat spots and old layers of wax on the most common surfaces.**

**ADVANTAGES:**

- High degreasing power.
- Fast Acting.
- Easy Application.

**FEATURES:**

- Product for final cleaning on the most common surfaces (tiles, porcelain tiles, terracotta, brick, etc.) It's specially designed formula also gives it a high effectiveness on cleaning grease and oil stains from both animal and vegetable origin. It is also effective for removing remains of old wax.

RC-20 General Purpose Cleaner &amp; Degreasant 1 l.

REF



23928

6

---

RC-20 General Purpose Cleaner &amp; Degreasant 5 l.

22953

2

---

RC-20 General Purpose Cleaner &amp; Degreasant 25 l.

22963

1

12

RC-20 General Purpose Cleaner &amp; Degreasant 200 l.

22970

1

2



## USE:



1. Apply neat product for cleaning a spot stain or diluted with water in ratios of 1:1 to 1:5 (depending on how dirty) if using this product for general cleaning (i.e for removing work remains or layers of old wax)

2. Leave on for 2 to 3 minutes

3. Scrub well with using a brush

4. Rinse with plenty of water whilst continuously scrubbing

5. Dry with cotton cloth. Repeat process if necessary.

## SPECIFICATIONS:

Alkaline cleaner

**Ph:** 12,5

**Density:** 1,01 Kg/L

**Performance:** About 2 m<sup>2</sup> / L neat, if applicable (for cleaning specific oil or fat spots) or 12-40 m<sup>2</sup>

when applied diluted (dilutions between 1:1 and 1:5) for general cleaning of residues, ancient works or waxes.

NOTE: Performances are merely indicative.

**Ingredients:** Aqua, butoxydiglycol, ethanalamine, dodecylbenzene sulfonic acid, disodium edta, benzisothiazolinone, parfum, colorant

## PRECAUTIONS:

Applying on polished natural stone or crystallized surfaces can deteriorate the brightness

ALWAYS CARRY OUT A TEST ON A SMALL HIDDEN AREA BEFORE FULL APPLICATION!

**RUBI****RC-21 NON POROUS SURFACES STAIN REMOVER***Porcelain tile**Stoneware**Polishing terrazzo**Polishing granite**Polishing marble*

**Removes coffee, wine, soft drink stains etc. on non-porous materials.**


**ADVANTAGES:**

- Maximum efficiency.
- Ideal for natural stone.

**FEATURES:**

- Product for removing all types of stains, fat, organic matter and oils, like wine, coffee, soft drinks, and even permanent markers and pens. It's formula has been specifically designed for those with very low porosity surfaces such as porcelain tiles, glazed tiles, polished marble and granite, travertine, polished terrazzo, etc.



**RC-21 NON POROUS SURFACES STAIN REMOVER****RUBI****USE:**

**1. Apply the product directly on the stain so that it is completely covered**

**2. Let the product work for 3-4 minutes**

**3. Scrub well with a brush or sponge**

**4. Apply more product on the stain if required and leave it to work for 30 minutes**

**5. Rinse with plenty of water whilst continuously scrubbing. Dry with a cotton cloth. Repeat the process if necessary**

**SPECIFICATIONS:**

Strong alkaline cleaner

**Ph:** 13

**Density:** 1,05 Kg/L

**Performance:** About 2 m<sup>2</sup> / L.

NOTE: Performances are merely indicative.

**Ingredients:** Aqua, sodium hypochlorite, cocamide oxide, sodium hydroxide, parfum

**PRECAUTIONS:**

Avoid contact with aluminum parts, fabrics and carpets. Applying to polished surfaces or natural stone crystallized can reduce the brightness. Applying to waxed surfaces may remove the wax.

**ALWAYS CARRY OUT A TEST ON A SMALL HIDDEN AREA BEFORE FULL APPLICATION!**

*Stoneware**Porcelain tile**Polishing terrazzo**Polishing granite**Polishing marble**Hydraulic mosaic*


**Ideal for cleaning and maintenance of delicate surfaces  
(porcelain, polished marble, granite, etc.)**

**ADVANTAGES:**

- Quick drying.
- Ph neutral.
- Natural shine.

**FEATURES:**

- For the maintenance of all types of sensitive surfaces such as polished natural stone, stoneware, polished terrazzo, hydraulic mosaic, etc. It's careful formulation and neutral pH allow regular maintenance of these surfaces without any damage occurring, even when they have been waxed or glazed. It's pleasant fragrance lasts for several hours after cleaning.


	REF		
RC-30 Non Porous Surfaces Cleaner 1 l.	23932	6	---
RC-30 Non Porous Surfaces Cleaner 25 l.	22964	1	12
RC-30 Non Porous Surfaces Cleaner 200 l.	22971	1	2

# RC-30 NON POROUS SURFACES CLEANER



## USE:

1. Apply the product by mop (adding 3-4 caps with water in a bucket)
2. If necessary, repeat the process



## SPECIFICATIONS:

Neutral cleaner

**Ph:** 6.7

**Density:** 1,01 Kg/L

**Performance:** About 50-100 m<sup>2</sup> / L.

NOTE: Performances are merely indicative.

**Ingredients:** Aqua, c9-11 pareth-6, isopropyl alcohol, parfum, disodium edta, methylchloroisothiazolinone, methylisothiazolinone, citric acid monohydrated, colorant

## PRECAUTIONS:

ALWAYS CARRY OUT A TEST ON A SMALL HIDDEN AREA BEFORE FULL APPLICATION!

RUBI

# RC-40 POROUS SURFACES STAIN REMOVER

Backed clay

Tuff

Sandstone

Concrete

Asphalt



**Absorbs oil and grease stains that have penetrated into porous surfaces like clay, limestone, concrete or asphalt, etc.**

## ADVANTAGES:

- Deep cleaning.
- Leaves no marks.
- High effectiveness.
- Easy Application.

## FEATURES:

- For removal of stains of mineral and vegetable oil on very porous surfaces such as concrete, fired clay, tuff, asphalt, etc. The components dissolve fats and oils and then absorb the stain by descaling through the pores of the part. Great for surfaces that otherwise, due to its porosity would be extremely complex to clean.

# RC-40 POROUS SURFACES STAIN REMOVER

**RUBI**

## USE:



1. Shake well before use.
2. Apply direct to stain ensuring it is completely covered in product
3. Leave to work for 24 hours.
4. Collect the white dust generated using a brush or broom
5. Repeat the process if necessary

### SPECIFICATIONS:

Cleaner in solved base.

**Ph:** Not applicable

**Density:** 1,72 Kg/L

**Performance:** About 2 m<sup>2</sup> / L

NOTE: Performances are merely indicative.

**Ingredients:** Tetrachloroethylene, talc, xylene

### PRECAUTIONS:

ALWAYS CARRY OUT A TEST ON A SMALL HIDDEN AREA BEFORE FULL APPLICATION!

RUBI

# RC-41 PAINT REMOVER

Stoneware

Rustic stoneware

Porcelain tile

Backed clay

Slate

Brick

Concrete

Unpolished Natural  
Porous Stone



**Ideal for treating paint and adhesive stains and other remains on any wax surface.**

## ADVANTAGES:

- Maximum efficiency.
- Removes paint and adhesive residues.
- Leaves no marks.

## FEATURES:

- Product for the elimination of all kinds of paints, varnishes, adhesives, pen marks and even traces of waxes, silicones, polyurethane and debris over a wide range of surfaces (porcelain tiles, rustic tiles, glazed tiles, natural stone, cooked ground tuff, slate, brick, concrete). This gel form product allows an easy application on both horizontal and vertical surfaces.

RC-41 Paint Remover 1 l.

REF

23952



6



---



# RC-41 PAINT REMOVER

**RUBI**

## USE:



1. In order to avoid possible frost clogging the pores and prevent proper cleaning, it is recommended that the surfaces are between 5 and 35 °
2. Apply the product directly on the paint spot
3. Leave to work for around 10 minutes
4. Scrub well with a brush or scouring pad and then rinse with plenty of water whilst continuously scrubbing
5. Dry with a cotton cloth. Repeat process if necessary.

### SPECIFICATIONS:

Solvent based cleaner

**Ph:** Not applicable

**Density:** 1,05 Kg/L

**Performance:** About 2 m<sup>2</sup> / L

NOTE: Performances are merely indicative.

**Ingredients:** Dimethyl methylglutarate, benzyl alcohol, solvent naphta light aromatic (petroleum), formic acid, hydroxypropyl methylcellulose.

### PRECAUTIONS:

Applying to polished surfaces, crystallized resin pellets or natural stone, can reduce brightness. Applying on waxed surfaces may remove the wax. Avoid product contact with plastic surfaces.

ALWAYS CARRY OUT A TEST ON A SMALL HIDDEN AREA BEFORE FULL APPLICATION!

RUBI

# RC-42 EPOXY REMOVER

Stoneware

Rustic stoneware

Porcelain tile

Tile



**Effectively removes epoxy residue bonded to the floor.**

## ADVANTAGES:

- Valid for walls and floors.
- Easy to apply

## FEATURES:

- Product for removing traces of epoxy joints on glazed ceramic surfaces, porcelain tiles and glass mosaic tiles. It's high viscosity allows easy application on both horizontal and vertical surfaces.

RC-42 Epoxy Remover 1 l.

REF

23992



6



---

**RC-42 EPOXY REMOVER****RUBI****USE:**

**1. As joint epoxy can be very difficult to remove, ideally cleaning should be done within 24 hours of placement of the joint for best result. Apply the product directly on the stain.**

**2. Leave working for an hour.**

**3. Scrub well with a brush or scouring pad and then rinse with plenty of water while continuously rubbing**

**4. Dry by cotton cloth**

**5. If there are still dirt it can repeat the process. For large incrustation is recommended to let the product work about 3 hours and removed by a scraper**

**SPECIFICATIONS:**

Solvent based cleaner

**Ph:** Not applicable

**Density:** 0,972 Kg/L

**Performance:** About 2 m<sup>2</sup> / L

NOTE: performance are only a guidance

**Ingredients:** N-ethyl-2-pyrrolidone, 2-diethylaminoethanol, hydroxypropyl methylcellulose

**PRECAUTIONS:**

Applied on surfaces of polished natural stone and crystalline, or agglomerates of resin can degrade brightness. Applied on waxed surfaces may remove the wax. Avoid product contact with plastic surfaces and painted surfaces.

ALWAYS MAKE A SMALL TEST IN LITTLE VISIBLE AREA TO EVALUATE THE RESULTS.

RUBI

# RP-50 POROUS SURFACES STAIN-PROOF

Backed clay

Tuff

Brick

Concrete

Unpolished Natural  
Porous Stone



**Prevents stains, cola , wine, oil , coffee, etc. Penetrates direct into the pores, making subsequent cleaning easier.**

## ADVANTAGES:

- Stops Stains
- Does not change the original appearance

## FEATURES:

- High quality water & oil repellent product, suitable for protection against all types of stains (both water and oil based) on surfaces of medium to high porosity such as baked clay, tuff, brick, concrete, natural porous unpolished stone, etc. It can be applied both indoors and outdoors.

	REF		
RP-50 Porous Surfaces Stain-Proof 1 l.	23956	6	---
RP-50 Porous Surfaces Stain-Proof 5 l.	22954	2	---
RP-50 Porous Surfaces Stain-Proof 25 l.	22967	1	12

# RP-50 POROUS SURFACES STAIN-PROOF

**RUBI**

## USE:

1. Surface must be clean and dry. Pour the product into a clean metal container
2. Introduce the roller or brush in the bowl and soak of product.
3. Depending on the porosity of the material apply one thick layer or several thin layers until almost at surface saturation.
4. Although the product dries within a few hours, you should wait at least 24 hours before walking on the surface, to ensure maximum protection



## SPECIFICATIONS:

Solvent based waterproofing

**Ph:** Not applicable

**Density:** 0,87 Kg/L

**Performance:** About 2 m<sup>2</sup> / L

NOTE: Performances are merely indicative.

## PRECAUTIONS:

Before application, the surface should be clean, dry and totally free of moisture. In cases of newly placed pavement which generates salt in the curing process, you must wait until the end of the generating of salts before applying the product.

It is recommended to work with good ventilation. Do not apply as a spray as harmful vapours can be generated.

**ALWAYS CARRY OUT A TEST ON A SMALL HIDDEN AREA BEFORE FULL APPLICATION!**

RUBI

# RP-51 NON-POROUS SURFACES STAIN-PROOF

Porcelain tile

Polishing terrazzo

Polishing granite

Polishing marble



**Penetrates the pores without forming film. Facilitates cleaning and maintenance.**

## ADVANTAGES:

- For polished natural stone and porcelain.
- Does not change the original appearance.

## FEATURES:

- High quality water & oil repellent product, suitable protection against all types of stains (both water and oil-based) in low porosity surfaces such as porcelain tiles, glazed tiles, polished marble and granite, polished terrazzo, etc. It can be applied both indoors and outdoors.

	REF		
RP-51 NON-POROUS SURFACES STAIN-PROOF 1 L.	23960	6	---
RP-51 NON-POROUS SURFACES STAIN-PROOF 5 L.	22955	2	---

# RP-51 NON-POROUS SURFACES STAIN-PROOF



## USE:



1. Before application the surface should be clean and dry. Pour the product into a clean container.
2. Using a roller or brush, soak up Product
3. Apply an even layer to the surface
4. Although the product dries within a few hours, you should wait 24 hours before walking on the surface, to ensure maximum protection. If a reflection is observed, remove it by rubbing with a cotton cloth

## SPECIFICATIONS:

NOTE: Performances are merely indicative.

Solvent based waterproofing

**Ph:** Not applicable

**Density:** 0,78 Kg/L

**Performance:** Approximately 8 m<sup>2</sup> / L

## PRECAUTIONS:

Before application, the surface should be clean, dry and totally free of moisture. It is recommended to work with good ventilation. Do not apply as a spray as harmful vapours could be generated.

ALWAYS CARRY OUT A TEST ON A SMALL HIDDEN AREA BEFORE FULL APPLICATION!

RUBI

# RP-52 BLOOM PROTECTOR

Backed clay

Unpolished Natural  
Porous Stone

Brick

Tuff

Concrete



**Effective protection on affected areas of white salt treatment.**

## ADVANTAGES:

- Prevents salts.
- Does not change the original appearance.

## FEATURES:

- Waterproof product for protection from water-based stains (wine, soft drinks, etc). To avoid efflorescence (salt) in flooring materials and facades of medium to high porosity such as terracotta, brick, tuff, concrete, unpolished porous natural stone, etc. It can be applied both indoors and outdoors.

	REF		
RP-52 Bloom Protector 1 l.	23964	6	---
RP-52 Bloom Protector 5 l.	22956	2	---



# RP-52 BLOOM PROTECTOR



## USE:

1. The surface should be clean and dry. Pour the product in a clean metal container.
2. Using a roller or brush, soak in product
3. Depending on the porosity of the material, apply a thick layer or several thin layers until almost at saturation of the surface
4. Although the product dries within a few hours, you should wait 24 hours before walking on the surface to ensure maximum protection



## SPECIFICATIONS:

NOTE: Performances are merely indicative.

Solvent based waterproofing

**Ph:** Not applicable

**Density:** 1,044 Kg/L

**Performance:** About 2 m<sup>2</sup> / L

## PRECAUTIONS:

Before application, the surface should be clean, dry and totally free of moisture. In cases of newly placed pavement which generates salt in the curing process, you must wait until the end of the generating of salts before applying the product.

It is recommended to work with good ventilation. Do not apply as a spray as harmful vapours could be generated.

**ALWAYS CARRY OUT A TEST ON A SMALL HIDDEN AREA BEFORE FULL APPLICATION!**


Backed clay

Unpolished Natural  
Porous Stone

Brick

Tuff

Concrete



**It penetrates deep into the pores of the pavement giving a glossy shine.**

#### ADVANTAGES:

- Durability.
- Excellent resistance.
- Optimal brightness.


#### FEATURES:

- Paste wax for application on materials with medium to high porosity such as baked clay, mosaic, facing brickwork, natural unpolished stone and cement, etc. Generates a durable high-shine layer that also has water repellent properties.

# RW-70 POROUS SURFACE WAX

**RUBI**

## USE:



**1. Manual Application:** On surface that is completely clean and dry, apply the product with a cotton cloth using circular motions. Wait two hours for drying to proceed with polishing with a dry cloth.

**2. Application with Rubilim.** On floor surfaces completely clean and dry, apply the product using very soft wool pad (Ref. 60958 for model 40N and 40-ND and ref 60978 for model 50N and 50-ND.). Wait 1 hour for drying before proceeding to polish with natural fiber brush (Ref. 60959 for model 40N and 40-ND and ref.60979 for model 50N and 50-ND). If necessary, apply a second coat after 8 hours.

## SPECIFICATIONS:

NOTE: Performances are merely indicative.

Solvent-based wax

**Ph:** Not applicable

**Density:** 0,807 Kg/L

**Performance:** Approximately 8 m<sup>2</sup>/L

## PRECAUTIONS:

Before application, the surface should be clean, dry and totally free of moisture. In cases of newly placed pavement which generates salt in the curing process, you must wait until the end of the generating of salts before applying the product.

**ALWAYS CARRY OUT A TEST ON A SMALL HIDDEN AREA BEFORE FULL APPLICATION!**

RUBI

**RW-71 NON-POROUS SURFACES WAX***Polishing terrazzo**Polishing marble**Slate*

**Self-shining wax with high durability and footfall resistance.**

**ADVANTAGES:**


- Optimal brightness.
- Resistant to water and detergents.

**FEATURES:**

- Self-shining liquid. Water based wax designed to create a high gloss look on low porosity surfaces such as polished marble, travertine, polished terrazzo, slate, etc. Once applied, it provides a high resistance to traffic and polishing isn't required.

## USE:

1. On surfaces completely clean and dry, apply an even layer of product with a brush, roller or sponge
2. Allow to dry for 24 hours before walking on surface



## SPECIFICATIONS:

NOTE: Performances are merely indicative.

Water based liquid wax

**Ph:** 8.3

**Density:** 1,014 Kg/L

**Performance:** Approximately 8 m<sup>2</sup> / L.

## PRECAUTIONS:

ALWAYS CARRY OUT A TEST ON A SMALL HIDDEN AREA BEFORE FULL APPLICATION!

*Polishing terrazzo*

*Polishing granite*

*Polishing marble*



**Maintenance wax for application on pre waxed surfaces. Avoid fast wearing delaying second applications.**

### ADVANTAGES:

- Easy Application.
- High performance


### FEATURES:

- Water based wax, high quality, suitable for maintenance applications previously waxed surfaces with RW-70 or RW-71 products. Reduces wear to traffic delaying the need to conduct a new waxing process. The product can also be applied as a polish in marble, granite and terrazzo polished and crystallized that have not received prior waxed.

# RW-72 MAINTENANCE WAX

**RUBI**

## USE:



1. Dose 4 caps in the mop bucket (if applied on surfaces and waxed for maintenance) or 8 caps in the mop bucket (if applied as brightener on natural and artificial surfaces polished stone and crystallized).

2. Apply by mop on perfectly clean and dry pavement. It is recommended to repeat the treatment once a week

### SPECIFICATIONS:

Water-based liquid wax

**Ph:** 7.5

**Density:** 0,999 Kg/L

**Performance:** Approximately 50-100 m<sup>2</sup> if applicable diluting 4 caps in the mop bucket

(waxed surfaces maintenance); 25-50 m<sup>2</sup> or if applied by diluting 8 caps in the mop bucket (for polishing natural stone surfaces polished and crystallized)

NOTE: Performance are only a guidance

**Ingredients:** Water, copernicia cerifera wax, oleth 5, potassium hydroxide, dimethylol glycol, benisothiazolinone, diethylene glycol, dimethicone, colorant

### PRECAUTIONS:

On floors previously treated with RW-70 wax, apply a moist mop.

ALWAYS MAKE A SMALL TEST IN A LITTLE VISIBLE AREA TO EVALUATE THE RESULTS.

RUBI

# RO-80 GROUT WHITENER

Porcelain tile

Stoneware

Tile

Rustic stoneware



**Whitens quickly , comfortably and efficiently, sealing in wall and floor tiles for kitchens and bathrooms.**

## ADVANTAGES:

- High holding power.
- Does not create a film.

## FEATURES:

- Product specially made for cleaning all types of residue from grout joints over time and due to lack of maintenance. Allows easy application both horizontally and vertically through the sponge shape dispenser, helping to spread the product evenly on the grout.

RO-80 Grout Whitener 250 ml.

REF

23976



16



---




# RO-80 GROUT WHITENER

**RUBI**

## USE:

1. Before use ensure the surface is clear of any dirt by wiping with a dry cloth.
2. Shake well before use
3. Place the bottle on the surface, applying pressure to the sponge, in order to control and extend product flow
4. Allow to dry for 30 minutes and remove any remains of product using circular motions with a damp cloth



## SPECIFICATIONS:

Alkaline

**Ph:** 8.8

**Density:** 1,24 Kg/L

**Performance:** Approximately 400-600 m / L

NOTE: Performances are merely indicative.

## PRECAUTIONS:

ALWAYS CARRY OUT A TEST ON A SMALL HIDDEN AREA BEFORE FULL APPLICATION!

RUBI

## RO-81 CRYSTALLIZER


 Polishing terrazzo


 Polishing marble


 Hydraulic mosaic




Get a natural glow and increase scratch resistance on polished marble, granite and terrazzo surfaces.

## ADVANTAGES:

- Natural shine.
- Long life.
- Increased resistance to traffic.

## FEATURES:

- For use to crystallize natural and polished artificial stone surfaces (marble, terrazzo, hydraulic mosaic). Its implementation is done by rotating machine in order to achieve the ideal conditions of temperature and pressure. Its special formulation gives this type of flooring a spectacular shine.

	REF		
RO-81 Crystallizer 1 l.	23980	6	---
RO-81 Crystallizer 5 l.	22957	2	---
RO-81 Crystallizer 25 l.	22965	1	12
RO-81 Crystallizer 200 l.	22972	1	2

# RO-81 CRYSTALLIZER

**RUBI**

## USE:



1. Pour approximately 4-5 capfuls of product on the surface to be treated
2. Place the the steel wool disc on the Rubilim rotary machine and enable a high speed
3. Running the machine over the product, extending it over an area approximately 1-2 m2 and working until brightness is appreciated
4. Repeat the process on adjacent area and so on with all the floor
5. Do not wet the surface or walk on for at least 8 hours

## SPECIFICATIONS:

NOTE: Performances are merely indicative.

Acid

**Ph:** 3.5

**Density:** 1,08 Kg/L

**Performance:** About 30-50 m<sup>2</sup> / L.

## PRECAUTIONS:

During application avoid leaving areas without ventilation in order for the liquid to dry.

ALWAYS CARRY OUT A TEST ON A SMALL HIDDEN AREA BEFORE FULL APPLICATION!

*Backed clay*

*Brick*

*Tuff*

*Concrete*

*Unpolished Natural  
Porous Stone*

*Unpolished natural  
stone*

*Slate*





**Effective cleaner against moss, mould, and algae on building materials.**

### ADVANTAGES:

- High efficiency.
- Preventive action.
- Easy application.

### FEATURES:

- Product for cleaning spots of moss on terraces and walls and generally in all places where this kind of spot appears. This product can be used on a variety of materials such as backed clay, facing brickwork, concrete, natural unpolished stone and slate, etc. It's effective formula leaves no traces and also when applied regularly, prevents against future occurrences.

	REF		
RO-82 Moss cleaner 1 l.	23984	6	---
RO-82 Moss cleaner 5 l.	22958	2	---
RO-82 Moss cleaner 25 l.	22966	1	12

**RO-82 MOSS CLEANER****RUBI****USE:**

1. Where there is a presence of mould, algae or lichens, scrub using the brush or sponge.
2. Spray the product on the spot and leave for 24 hours.
3. Rinse with water whilst still scrubbing. Repeat process if necessary. For a general preventive clean, dilute 125 ml with water in a bucket and mop over. It is recommended to repeat this treatment once a week.

**SPECIFICATIONS:**

Neutral cleaner

**Ph:** 7.5**Density:** 1,00 Kg/L

**Performance:** About 2 m<sup>2</sup> / L when applied neat or 50-100 m<sup>2</sup> / L if applied by diluting 125 ml in a

bucket (pre-clean).

NOTE: Performances are merely indicative.

**Ingredients:** Aqua, cocoalkonium chloride, isopropyl alcohol

**PRECAUTIONS:**

ALWAYS CARRY OUT A TEST ON A SMALL HIDDEN AREA BEFORE FULL APPLICATION! THIS WILL ENSURE NO SECONDARY EFFECTS HAVE BEEN IDENTIFIED.

RUBI

## RO-83 WET LOOK

Unpolished natural  
stone

Backed clay

Brick

Tuff

Concrete

Slate



Highlights and powers naturally tone porous surfaces.

## ADVANTAGES:

- Easy Application.
- Natural effect.

## FEATURES:

- Product designed for bringing out and heightening the tone of surfaces naturally on backed clay, natural unpolished stone, brick, granite, concrete and slate. Creates an effective wet look on these surfaces also offering a lightweight water repellent protection.

RO-83 Wet Look 1 l.

REF



23988

6

---

RO-83 Wet Look 5 l.

22959

2

---

RO-83 Wet Look 25 l.

22968

1

12

# RO-83 WET LOOK

**RUBI**

## USE:

1. The surface should be clean and dry. Pour the product in a clean metal container
2. Using a roller, brush or sponge, soak in the product
3. Apply an even layer, more or less depending on the impregnated product porosity. On very porous surfaces you may require two layers.
4. Allow to dry for 24 hours



## SPECIFICATIONS:

NOTE: Performances are merely indicative.

Solvent.

**Ph:** Not applicable

**Density:** 0,90 Kg/L

**Performance:** About 5 m<sup>2</sup> / L.

## PRECAUTIONS:

Before application, the surface should be clean, dry and totally free of moisture. In cases of newly placed pavement which generates salt in the curing process, you must wait until the end of the generating of salts before applying the product.

It is recommended to work with good ventilation. Do not apply using a spray, because it could be cause harmful vapours to be generated.

**ALWAYS CARRY OUT A TEST ON A SMALL HIDDEN AREA BEFORE FULL APPLICATION!**

RUBI

# RO-84 BATH & SHOWER SILICONE CLEANER

Silicone joints

Joints



Effectively removes existing black spots from baths and showers.

## ADVANTAGES:

- Easy Application.
- Optimal Results.

## FEATURES:

- Product designed for an effective cleaning in shower and bath silicone joints that have blackening. It's packaged as a handy spray gun allowing for quick and efficient application while minimizing product waste.

RO-84 Bath&Shower Silicone Cleaner 1 l.

REF

22979



6



---




# RO-84 BATH & SHOWER SILICONE CLEANER

**RUBI**

## USE:

1. Spray the product directly on the joints
2. Leave to work for around 30 minutes
3. Scrub well using a brush or sponge. Rinse with plenty of water whilst continuously scrubbing.
4. Dry using a cotton cloth. Repeat the process if necessary.



## SPECIFICATIONS:

Alkaline cleaner

**Ph:** 12.5

**Density:** 1,037 Kg/L

**Performance:** Approximately 75 m / L.

NOTE: Performances are merely indicative.

**Ingredients:** Water, sarcosinate, lauramine oxide, sodium hydroxide

## PRECAUTIONS:

Avoid contact with aluminum parts, fabrics and carpets. Applying to polished surfaces and crystallized natural stone can reduce the brightness. Applying on waxed surfaces may remove the wax.

ALWAYS CARRY OUT A TEST ON A SMALL HIDDEN AREA BEFORE FULL APPLICATION!



34x17 cm  
13,5x6,5 inch

**RUBI**

www.rubi.com

MADE IN SPAIN

34x17 cm  
13,5x6,5 inch

**RUBI**

www.rubi.com

MADE IN SPAIN



# ACCESSORIES FOR CLEANING AND MAINTENANCE



**RUBI**





**PRODUCTS AND  
ACCESSORIES FOR  
CLEANING AND  
LAYING TILES**

**CLEANERS AND  
POLISHERS**



## SUPERPRO SPONGES

- PLUS models have cuts for increased drag on the dirt.
- Ref. 20905 and 20906 available in Palbox.

	REF				
SUPERPRO sponge	20905	24	20x13x7 cm	1	2
SUPERPRO sponge PLUS	20917	24	20x13x7 cm	1	2
SWEEPEX SUPERPRO sponge	20928	24	18x10x7 cm	3	3
SWEEPEX SUPERPRO sponge PLUS	20932	24	18x10x7 cm	3	3
MIXED SUPERPRO sponge	20906	24	20x13x7 cm	4	2
MIXED SUPERPRO sponge PLUS	20918	24	20x13x7 cm	4	2
MIXED SWEEPEX SUPERPRO sponge special for joints	20992	24	18x10x7 cm	4	3
EPOXI CELLULOSE SUPERPRO sponge	22928	12	17x10x4 cm	4	4
MIXED EPOXI CELLULOSE SUPERPRO sponge	22929	10	17x10x5 cm	4	4



Absorption level (1-4)







Resistance to abrasion (1-4)

# SPONGES, FLOATS AND PADS




## PRO SPONGES

- Polyurethane sponges.
- HIDRO model is highly absorbent.

	REF				
<b>STANDARD PRO sponge</b>	24966	24	17x10x7 cm	2	1
<b>High absorption HIDRO PRO sponge</b>	24967	24	17x10x7 cm	3	3



## HANDLE FOR INTERCHANGEABLE SPONGES AND FOAMS

- Adaptable to 30 x 13.5 cm. and 34 x 17 cm.
- SUPERPRO sponges and foam replacements.

	REF	
<b>Handle for interchangeable sponges and foams</b>	22912	12



Absorption level (1-4)







Resistance to abrasion(1-4)



## REPLAC. SUPERPRO SPONGES 30X13,5CM

- Float sponges for cleaning and finishing tile and grout jobs. Interchangeable sponges adaptable to the ergonomic handle. (ref 22912) and secure attachment to other brands.
- Sponges available with different levels of absorption and resistance to abrasion. Comfortable and secure attachment system.
- PLUS models have cuts for increased drag on the dirt.

	REF				
Float with replaceable RUBINET SUPERPRO sponge	22900	10	30x13.5x4 cm	1	2
Float with replaceable SWEEPEX SUPERPRO sponge	22916	10	30x13.5x4 cm	3	3
Replaceable SUPERPRO sponge	22910	10	30x13.5x4 cm	1	2
Replaceable SUPERPRO sponge PLUS	22918	10	30x13.5x4 cm	1	2
Replaceable ABRASIVE SUPERPRO sponge	22920	10	30x13.5x4 cm	4	2
Replaceable EPOXI CELLULOSE SUPERPRO sponge	22932	10	30x13.5x3 cm	4	4
Replaceable SWEEPEX SUPERPRO sponge	22922	10	30x13.5x4 cm	3	3
Replaceable SWEEPEX SUPERPRO sponge PLUS	22914	10	30x13.5x4 cm	3	3



Absorption level (1-4)







Resistance to abrasion (1-4)

# SPONGES, FLOATS AND PADS

**RUBI**


## REPLAC. SUPERPRO SPONGES 34X17CM





- Float sponges for cleaning and finishing tile and grout jobs. Interchangeable sponges adaptable to the ergonomic handle. (ref 22912) and secure attachment to other brands.
- Sponges available with different levels of absorption and resistance to abrasion. Comfortable and secure attachment system.
- PLUS models have cuts for increased drag on the dirt.

	REF				
Float with replaceable <b>SUPERPRO</b> sponge	22901	10	34X17X5 cm	1	2
Float with replaceable <b>SWEEPEX SUPERPRO</b> sponge	22917	10	34X17X5 cm	3	3
Replaceable <b>SUPERPRO</b> sponge	22911	10	34X17X5 cm	1	2
Replaceable <b>SUPERPRO</b> sponge <b>PLUS</b>	22919	10	34X17X5 cm	1	2
Replaceable <b>ABRASIVE SUPERPRO</b> sponge	22921	10	34X17X5 cm	4	2
Replaceable <b>EPOXI CELLULOSE SUPERPRO</b> sponge	22933	10	34X17X4 cm	4	4
Replaceable <b>SWEEPEX SUPERPRO</b> sponge	22923	10	34X17X5 cm	3	3
Replaceable <b>SWEEPEX SUPERPRO</b> sponge <b>PLUS</b>	22915	10	34X17X5 cm	3	3



## SPONGE FLOAT SUPERPRO

- Adaptable to 30 x 13.5 cm. and 34 x 17 cm.
- SUPERPRO sponges and foam replacements.

	REF				
Sponge float <b>SUPERPRO</b>	20924	6	28x19.5x2.5 cm	1	2
Sponge float <b>SUPERPRO PLUS</b>	20908	6	28x19.5x2.5 cm	1	2



Absorption level (1-4)




Resistance to abrasion(1-4)



## SPONGE FLOAT PRO





- Floats with high absorption HIDRO PRO sponge for grout cleaning and finishing.
- PLUS model has cuts for increased performance in wiping away dirt.

	REF				
Sponge float PRO	24974	10	28x14x3 cm	3	3
Sponge float PRO PLUS	24988	10	28x14x3 cm	3	3



## SUPERPRO SPONGE WITH BASE FOR TRAY

- Reinforced base for large format.
- To be used with RUBICLEAN PLUS SUPERPRO tray.
- Handle included (Ref.70904).


	REF				
SWEEPEX SUPERPRO sponge with base for tray	20914	1	34x17x5 cm	3	3
Replacement SWEEPEX SUPERPRO sponge with base for tray	20919	1	34x17x5 cm	3	3

STANDARD

SWEEPEX | HIDRO

CELLULOSE

ABRASIVE



Absorption level



Resistance to abrasion.



# SPONGES, FLOATS AND PADS

**RUBI**


## HANDLE FOR INTERCHANGEABLE SPONGES AND FOAMS

- Adaptable to 30 x 13.5 cm and 34 x 17 cm SUPERPRO sponges and foam replacements.

	REF	
Handle for interchangeable sponges and foams	22912	12



## RUBBER FOAM SUPERPRO FLOAT REPLACEMENTS



- Rubber foam sponges basis for finishing and final cleanings, adaptable to ergonomic handle (Ref. 22912)
- Available with different hardness and abrasiveness rubber-foam.

	REF		
Replacement rubber foam soft big cell SOFTL SUPERPRO	22924	10	30x13.5x1 cm
Replacement rubber foam soft medium cell SOFT-M SUPERPRO	22925	10	30x13.5x1 cm
Replacement rubber foam soft small cell SOFT-S SUPERPRO	22926	10	30x13.5x1 cm
Replacement rubber foam hard small cell HARD-S SUPERPRO	22927	10	30x13.5x1 cm



## RUBBER FOAM WOODEN HANDLE SUPERPRO FLOATS



- For surface finishing and final cleaning.
- Ergonomic wooden handle.
- Different types of rubber foam and hardness, depending on the type of finish.

	REF		
Rubber foam soft big cell <b>SOFT-L SUPERPRO</b> float	72975	6	25x11x1.5 cm
Rubber foam soft medium cell <b>SOFT-M SUPERPRO</b> float	72976	6	25x11x1.5 cm
Rubber foam soft small cell <b>SOFT-S SUPERPRO</b> float	72977	6	25x11x1.5 cm
Rubber foam hard small cell <b>HARD-S SUPERPRO</b> float	72978	6	25x11x1.5 cm



## RUBBER FOAM PLASTIC HANDLE SUPERPRO FLOATS

- For surface finishing and final cleaning.
- Ergonomic plastic handle.
- Different types of rubber foam and hardness, depending on the type of finish.



	REF		
Rubber foam soft big cell <b>SOFT-L SUPERPRO</b> float	72985	6	25x11x1.5 cm
Rubber foam soft medium cell <b>SOFT-M SUPERPRO</b> float	72986	6	25x11x1.5 cm
Rubber foam soft small cell <b>SOFT-S SUPERPRO</b> float	72987	6	25x11x1.5 cm
Rubber foam hard small cell <b>HARD-S SUPERPRO</b> float	72988	6	25x11x1.5 cm

# SPONGES, FLOATS AND PADS

**RUBI**


## RUBBER FOAM PRO FLOAT



- For finishing and final cleaning of surfaces.

	REF		
<b>COARSE</b> rubber foam PRO float 24 x 12 cm.	24970	10	24x12x2 cm
<b>COARSE</b> rubber foam PRO float 28 x 14 cm.	24971	10	28x14x2 cm
<b>FINE</b> rubber foam PRO float 24 x 12 cm.	24972	10	24x12x2 cm
<b>FINE</b> rubber foam PRO float 28 x 14 cm.	24973	10	28x12x2 cm



## FLOAT WITH 10" (25 CM.) SUPERPRO PADS

- To clean ceramic surfaces and other materials.
- Float with three different roughness replaceable pads; soft (red), medium (blue) and hard (brown).
- 3 sets of pads: very soft (white), soft (red), medium (blue) and hard (brown)
- Available set of 3 pads of different roughness: soft (red), medium (blue) and hard (brown).

	REF		
<b>Float + 3 mixed pads</b>	20900	1	25x10x2,5 cm
<b>Float + 3 pads VERY SOFT</b>	20944	1	25x10x2,5 cm
<b>3 pads replacement set - VERY SOFT</b>	20971	1	25x10x2,5 cm
<b>3 pads replacement set - SOFT</b>	20972	1	25x10x2,5 cm
<b>3 pads replacement set - MEDIUM</b>	20973	1	25x10x2,5 cm
<b>3 pads replacement set - HARD</b>	20974	1	25x10x2,5 cm
<b>3 pads replacement set - SOFT/MEDIUM/HARD</b>	20902	1	25x10x2,5 cm



## BASIS WITH HANDLE AND 3 SUPERPRO PADS 38 CM.



- To clean ceramic surfaces and other materials.
- Includes wooden handle and set of three pads of different roughness: soft (red), medium (blue) and hard (brown).
- Set of 3 replacement pads of different roughness: soft (red), medium (blue) and hard (brown).

	REF		
15" (38 cm.) basis with handle + 3 pads	20910	1	38x10x2.5 cm
3 pads replacement set - SOFT/MEDIUM/HARD	20912	1	38x10x2.5 cm



## FELT PRO FLOAT

- To clean ceramic surfaces and other materials.

	REF		
Felt PRO float	24975	10	24x12x1 cm



## SPRAYER

- Indicated to apply RUBINET® products.

	REF	
Sprayer 0.2 gl. (1 l.)	20990	6


# RUBICLEAN PLUS SUPERPRO WHEEL KIT

**RUBI**


Ref.	Accessories
20904	RUBICLEAN PLUS SUPERPRO wheel kit

## RUBICLEAN PLUS SUPERPRO

- Tray designed for cleaning after grouting ceramic.
- Specially designed to drain the SUPERPRO sponge with base (ref. 20914).
- Dimensions: 60 x 40 x 27 cm.
- Attachable to wheel kit (Ref. 20904) not included.

	REF	
RUBICLEAN PLUS SUPERPRO tray	20916	1
RUBICLEAN PLUS SUPERPRO wheel kit	20904	1



## RUBICLEAN TRIPLE SUPERPRO

- Plastic tray, lightweight and high resistance.
- Equipped with 3 spiral rollers for further draining.
- Includes wheels and carrying handle.
- Capacity: 5.3 gl. (24 l.)
- Useful capacity: 2.2 gl. (10 l.)
- Dimensions: 53 x 28 x 37 cm.
- Supplied assembled and in 1 unit box.

	REF	
RUBICLEAN TRIPLE SUPERPRO tray	21995	1



## RUBICLEAN SUPERPRO

- Plastic tray, light and heavy duty, with two squeeze rollers and separation-decantation system of sewage.
- Includes wheels and carrying handle.
- Capacity: 5.3 gl. (24 l.)
- Useful capacity: 4.2 gl. (19 l.)
- Dimensions: 52 x 27 x 30 cm.
- Supplied assembled and in 1 unit case.
- Available in Palbox of 10 units (Ref. 69964).

REF



RUBICLEAN SUPERPRO tray

21998

1



## RUBICLEAN PRO

- Plastic tray with two squeeze rollers.
- Wheels built into the base.
- Capacity: 5.3 gl. (24 l.)
- Useful capacity: 3.7 gl. (17 l.)
- Dimensions: 52 x 27 x 26 cm.
- Supplied assembled and in 1 unit case.
- Available in Palbox of 12 units (Ref. 69948)

REF



RUBICLEAN PRO tray

25949

1



## RUBICLEAN SUPERPRO 1 SET

- Consisting of:
- RUBICLEAN SUPERPRO tray (Ref. 21998)
- Sponge float SUPERPRO PLUS (Ref. 20908)
- Latex gloves (Ref. 20907)

REF



RUBICLEAN SUPERPRO 1 set

69914

1



## RUBICLEAN SUPERPRO 2 SET

- Consisting of:
- RUBICLEAN SUPERPRO tray (Ref. 21998)
- Sponge float SUPERPRO (Ref. 20924)
- Termoflex rubber grout float SUPERPRO (Ref. 65976)

REF



RUBICLEAN SUPERPRO 2 set

69915

1



## RUBICLEAN PRO 1 SET

- Consisting of:
- RUBICLEAN PRO tray (Ref. 25949)
- Sponge float PRO (Ref. 24974)
- Grout float PRO 28x14x1 cm (Ref. 24969)

REF



RUBICLEAN PRO 1 set

68902

1



## RUBICLEAN PRO 2 SET

- Consisting of:
- RUBICLEAN PRO tray (Ref. 25949)
- Float with replaceable SWEEPEX SUPERPRO sponge (Ref. 22916)
- Rubber grout float SUPERPRO (Ref. 65971)
- 45° Notched trowel 28 cm 10x10 (Ref. 75948)

REF



RUBICLEAN PRO 2 set

69949

1



## SPOMATIC-250

Cleans and defines in one try.

For cleaning and finishing grouting.

- Electric cleaner with high-performance pick-up sponge.
- For cleaning and finishing grouting.
- Drained and sponge cleaning with adjustable pressure.
- Adjustable water flow through separate pump.
- It incorporates a new system of self-regulated pressure mangle, with 2 working positions.
- Maximum cleaning width from 43 cm.
- Easy operation and foldable handle for an easy transport.
- Sponge (Ref. 62950) included.
- Electric cord; 10 m.

			<b>W</b>			
<b>SPOMATIC-250</b>	1	2	370 W	38 kg		
<b>SPOMATIC-250</b>	Ref. 62900	62901	62903	62906	62905	62904
<b>SPOMATIC-250</b>	Voltage 230V / 50Hz.	230V / 50Hz. UK	240V / 50Hz. AUST	220V / 60Hz.	120V / 50Hz. UK	120V / 60Hz. A






# ELECTRIC GROUT CLEANER

## SPOMATIC-250 SPONGE



- SPOMATIC-250 replacement sponge

	REF	
Replacement SPOMATIC-250 sponge	62950	1

## SPOMATIC-250 SPONGE PLUS




- Replacement high performance sponge for SPOMATIC-250.
- Life long composition.

	REF	
Replacement SPOMATIC-250 sponge PLUS	62951	1

## SPOMATIC-250 EPOXI SPONGE



- Replacement sponge SPOMATIC-250 special for EPOXI grout.

	REF	
Replacement SPOMATIC-250 sponge EPOXI	62952	1

## ANTI-FOAM LIQUID



- To avoid foam of determined grouts while using the SPOMATIC-250.

	REF	
Anti-foam liquid	60310	1





## RUBILIM

### Powerful and versatile

Cleans, polishes, brightens, grout, crystallizes, and waxing by changing the accessory.

- 2 HP single phase motor
- 3 working speeds: 60, 120, 180 r.p.m.
- IP54.
- Handles high strength aluminum with rubber coating.
- With instant soft start and stop, maintains a large performance cleaning, polishing floors and crystallized.
- Handlebar locking system.
- Rubber wheels placed in external position for stability.
- Band incorporates neutral color bumpers to avoid staining the walls.
- Electric cord; 10 m.
- Includes Polypropylene brush (Ref. 60970) and liquid tank of 13 l.

	REF			W		RPM	
RUBILIM-40-NDS	62968	1	2	1500 W	230V/50-60Hz	60-120-180	40 kg
RUBILIM-50-NDS	62969	1	2	1500 W	230V/50-60Hz	60-120-180	45 kg



# ACCESSORIES FOR ROTARY CLEANING



## ACCESSORIES FOR ROTARY CLEANING

• Rotating machines with a wide range of accessories for cleaning and paving treatments

### Polypropylene brush



• General cleaning

	REF	
Polypropylene brush 40 cm.	60950	1
Polypropylene brush 50 cm.	60970	1

### Natural fibre brush



• For cleaning delicate surfaces and shining of waxes.

	REF	
Natural fibre brush 40 cm.	60959	1
Natural fibre brush 50 cm.	60979	1

### Carborundum brush



• Special carborundum & polyamide brush for very aggressive cleaning.

	REF	
Carborundum brush 40 cm.	61920	1
Carborundum brush 50 cm.	61921	1


### Vulkolan grouter



• To fill the joints between tiles.  
• Specially for cement based grout mortars.

	REF	
Vulkolan grouter 40 cm.	60951	1
Vulkolan grouter 50 cm.	60971	1
Vulkolan grouter 40 cm. spare part	60952	1
Vulkolan grouter 50 cm. spare part	60972	1

### Weight set for RUBILIM-N



• Two weights of 28.6 lb. (13 kg.) in total, adaptable to RUBILIM-40-NDS and RUBILIM 50-NDS.  
• Necessary to polishing and crystallized.

	REF	
Weight set for RUBILIM-N	61969	1

## ACCESSORIES FOR ROTARY CLEANING


• Rotating machines with a wide range of accessories for cleaning and paving treatments

### Diamondized strip



- For smoothing and polishing marble, terrazzo and granite.
- Best performance 1000 m<sup>2</sup> recommended the simultaneous use of 4 units.
- Use with support 60954 or 60974
- 60 (green / very abrasive)
- 120 (black / abrasive)
- 220 (orange/ medium)
- 400 (brown / soft)
- 800 (white / very soft)



	REF	
Diamondized strip - grain 60	61902	4
Diamondized strip - grain 120	61903	4
Diamondized strip - grain 220	61904	4
Diamondized strip - grain 400	61905	4
Diamondized strip - grain 800	61906	4

### Pad holder



- Basis to adapt pads, diamond strips and steel wool.

	REF	
Pad holder 40 cm.	60954	1
Pad holder 50 cm.	60974	1

### Very abrasive pad



- For resistant floors and aggressive cleaning

	REF	
Very abrasive pad 40 cm.	60955	5
Very abrasive pad 50 cm.	60975	5

### Abrasive pad



- For standard floors and deep cleaning.

	REF	
Abrasive pad 40 cm.	60956	5
Abrasive pad 50 cm.	60976	5

### Soft pad



- To be used in marble and other soft surfaces.

	REF	
Soft pad 40 cm.	60957	5
Soft pad 50 cm.	60977	5

# ACCESSORIES FOR ROTARY CLEANING




## ACCESSORIES FOR ROTARY CLEANING

• Rotating machines with a wide range of accessories for cleaning and paving treatments


### Very soft pad




• For wax applying and cleaning delicate floors

	REF	
Very soft pad 40 cm.	60958	5
Very soft pad 50 cm.	60978	5

### Metalic disc



• For float finish of mortar and concrete pavements.

	REF	
Metalic disc 50 cm.	60980	1

### Steel wool




- To crystallize surfaces of natural stone and terrazzo.
- No.1 for delicate surfaces.
- No. 2 for normal surfaces.
- Packaging: Bag of 4 coils of 2.5 kg.
- Necessary to use CRYSTALLIZER liquid .

	REF	
Steel wool n°1	61916	1
Steel wool n°2	61914	1

### Frankfurt abrasive stone support



• Support that allows the setting of 4 stones to polish type "Frankfurt".







	REF	
Frankfurt abrasive stone support 40 cm.	60964	1
Frankfurt abrasive stone support 50 cm.	60965	1

### Abrasive paper support



• Dragging support for abrasive discs (mesh or paper) ..

	REF	
Abrasive paper support 40 cm.	60960	1

	10 RC	11 RC	12 RC	13 RC	14 RC	20 RC	21 RC	30 RC	40 RC	41 RC	42 RC	50 RP	51 RP	52 RP	70 RW	71 RW	72 RW	80 RO	81 RO	82 RO	83 RO	84 RO
 Tile	●	●	●	●	●	●					●								●			
 Stoneware	●	●	●	●		●	●	●		●	●								●			
 Rustic stoneware	●	●	●	●		●				●	●								●			
 Porcelain tile	●	●	●	●		●	●	●		●	●	●							●			
 Unpolished natural stone				●																●	●	
 Unpolished Natural Porous Stone										●		●	●	●	●						●	
 Polishing terrazzo							●	●				●				●	●			●		
 Polishing granite							●	●				●					●					
 Polishing marble							●	●				●				●	●			●		
 Hydraulic mosaic								●												●		
 Shower caps					●																	
 Silicone joints																						●
 Joints			●																			●
 Faucets					●																	
 Toilet					●																	
 Backed clay	●	●	●	●		●			●	●		●	●	●	●					●	●	
 Sandstone									●													
 Asphalt									●													
 Slate						●				●							●			●	●	
 Tuff									●			●	●	●	●					●	●	
 Concrete				●					●	●		●	●	●	●					●	●	
 Brick	●	●	●	●		●				●		●	●	●	●					●	●	

# INDEX BY REFERENCE



REF		REF		REF		REF		REF	
20900	58	22916	53	22967	28	24972	58	61906	67
20902	58	22917	54	22968	46	24973	58	61914	68
20904	60	22918	53	22969	10	24974	55	61916	68
20905	52	22919	54	22970	16	24975	59	61920	66
20906	52	22920	53	22971	20	24988	55	61921	66
20908	54	22921	54	22972	42	25949	61	61969	66
20910	59	22922	53	22975	12	60310	64	62900	63
20912	59	22923	54	22979	48	60950	66	62901	63
20914	55	22924	56	23911	6	60951	66	62903	63
20916	60	22925	56	23915	12	60952	66	62904	63
20917	52	22926	56	23919	10	60954	67	62905	63
20918	52	22927	56	23928	16	60955	67	62906	63
20919	55	22928	52	23932	20	60956	67	62950	64
20924	54	22929	52	23936	22	60957	67	62951	64
20928	52	22932	53	23940	8	60958	68	62952	64
20932	52	22933	54	23944	14	60959	66	62968	65
20944	58	22950	6	23948	18	60960	68	62969	65
20971	58	22951	8	23952	24	60964	68	68902	62
20972	58	22952	12	23956	28	60965	68	69914	62
20973	58	22953	16	23960	30	60970	66	69915	62
20974	58	22954	28	23964	32	60971	66	69949	62
20990	59	22955	30	23968	34	60972	66	72975	57
20992	52	22956	32	23972	36	60974	67	72976	57
21995	60	22957	42	23976	40	60975	67	72977	57
21998	61	22958	44	23980	42	60976	67	72978	57
22900	53	22959	46	23984	44	60977	67	72985	57
22901	54	22960	6	23988	46	60978	68	72986	57
22910	53	22961	10	23992	26	60979	66	72987	57
22911	54	22962	12	23996	38	60980	68	72988	57
22912	53	22963	16	24966	52	61902	67	90779	71
22912	56	22964	20	24967	52	61903	67		
22914	53	22965	42	24970	58	61904	67		
22915	54	22966	44	24971	58	61905	67		

# EXHIBITOR CHEMICAL



## EXHIBITOR CHEMICAL

• Special Exhibitor for chemical products. Include tablet with App chemical.

REF		
Exhibitor chemical	90779	1



### HELPLINE RUBI

**Mail:** info@rubitools.ir  
**Tel.:** +9821-88032266

### RUBI IRAN

Number 28, West Saeb Tabrizi, Noth  
Sheykh bahae, Mollasadra, Tehran IRAN  
Phone +9821-88032266  
Fax. +9821-88039754  
E-mail: info@rubitools.ir



Ref. 91715  
INGL.2014

[www.rubitools.ir](http://www.rubitools.ir)

